



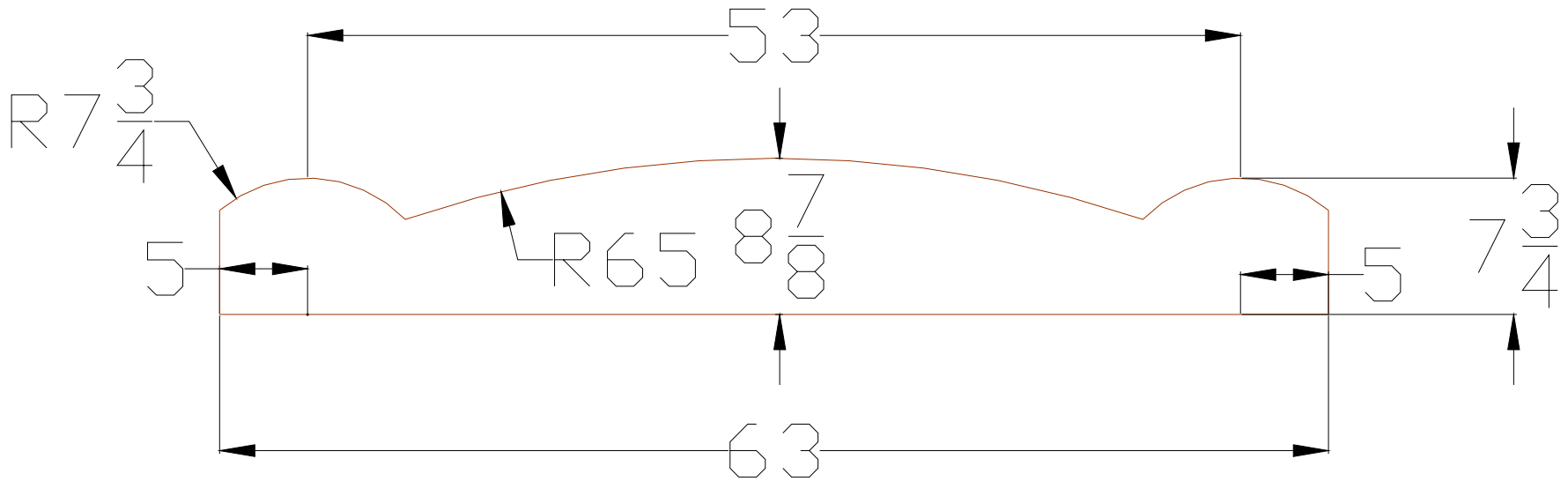
Reverse Engineering the New Rear Profile

It was clear that the rear buck profile in the Mk4 Manual did not match the car's profile.




Revised Inside Rear Mk4 Profile

- Use $\frac{1}{4}$ " wall thickness pipe insulation on top of this -



Pipe Insulation

Build Manual Mk4 Rear Profile vs Modified Profile



Original Rear Buck Profile per Build Manual in Green


Modified Rear Profile

- retrofit to original buck -



Original Rear Buck Profile per Build Manual in Green

Nice Fit with New Profile



Good Contact in Wells and Middle



Tucked in the Corner for ?? Months



Making the Most of ½ Garage



Weight For Balance